
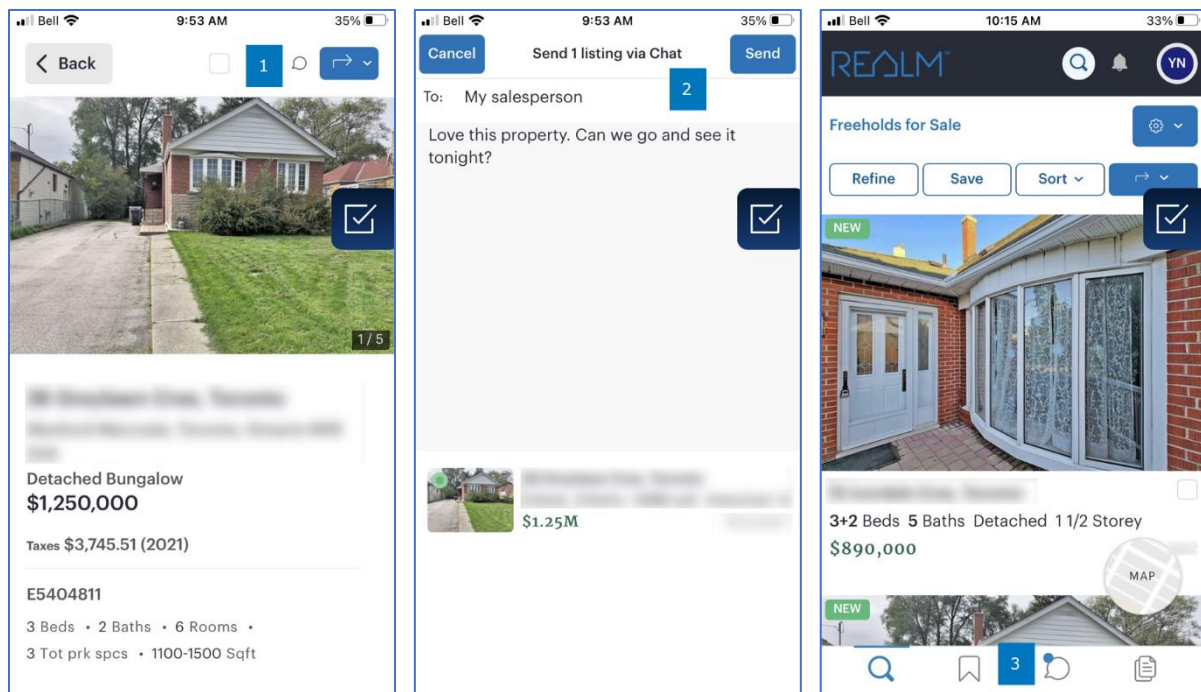




## Tips & Tricks

### How to Send a Message About a Listing Using In-App Chat

To send a private in-app chat message to your Sales Representative in a Listing:

1. Select the **chat icon**  in the top right of the listing.
2. Enter a message in the chat window that opens and select **Send**.



3. When your sales representative sends you an in-app message a red circle will appear in the chat icon  in the menu at the bottom of the window. Select the **chat icon** to review the message.
4. To send a response, type a message at the bottom of the window and select the **arrow icon**  to send.