





Tips & Tricks

How to Express Interest in a Listing

If you are interested in a property you can share feedback with you sales representative by selecting an option from the share menu at the top of the window.

- **Box icon** is a selection option. If you click on the box a checkmark will be place in it . Once selected you can go to the next listing to review and continue to place a checkmark in all listings that are of interest. This allows to identify multiple listings at one time that you can share with your sales representative using add to list, chat, or email.
- **Heart icon** adds a property to your list of likes. If you select it the heart will turn red .
- **Chat icon**  will open an in-app chat window so that you can send a message to your salesperson and the listing will be attached to the message.
- **Share button**  when selected offers the option to email, add to list and print the listing that you are viewing.
- **Notes:** you can enter a private note between you and your sales representative in the add note field. This field cannot be used for two-way communications. If you would like a response to your note from your sales representative, please use the chat feature.

